

Introducing

Brown Mackie College

Print Management Solution - GoPrint

Why Print Management

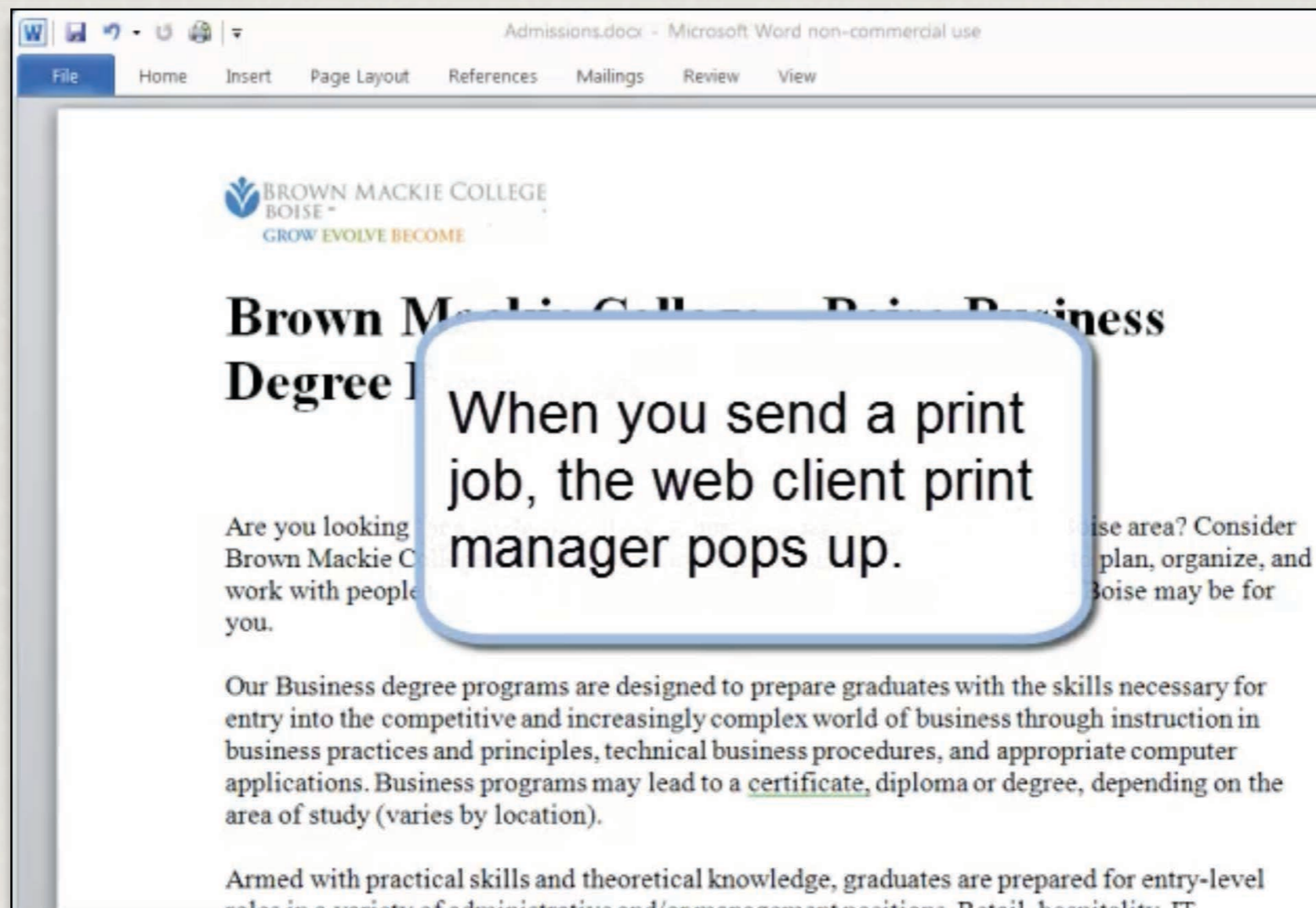
- ✿ *Eliminate wasted printed pages.*
- ✿ *Cut down on accidental printing.*
- ✿ *Reduce environmental footprint.*
- ✿ *Reduce wear/tear on lab printers.*



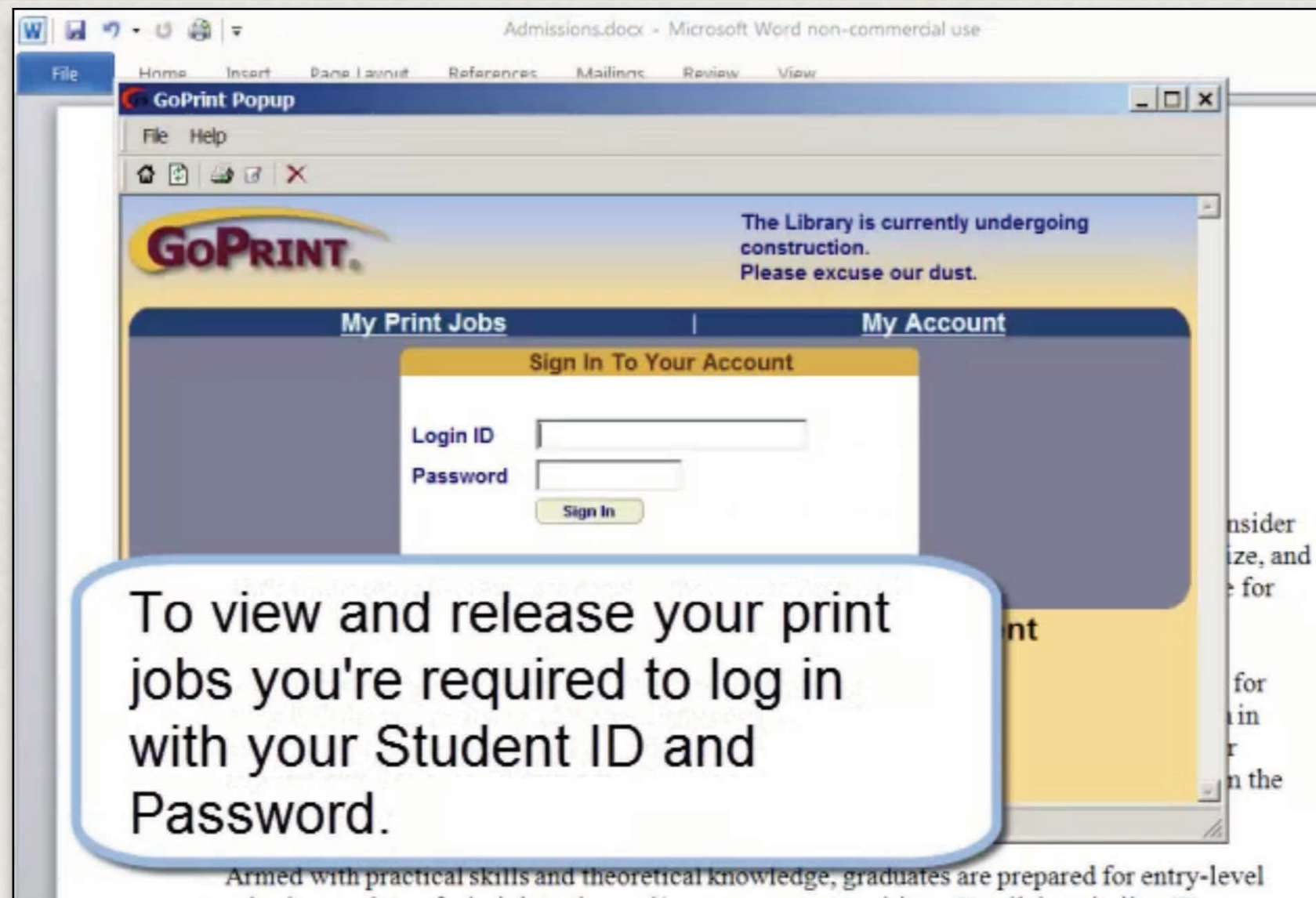
How to Print

- ✿ *There are a few changes to the way that the print dialog box functions.*
- ✿ *You will need to login with your student portal username and password.*
- ✿ *The following steps will show you how to print in the new system.*

How to Print



How to Print



Admissions.docx - Microsoft Word non-commercial use

File Home Insert Page Layout References Mailings Review View

GoPrint Popup

File Help

GoPRINT.

The Library is currently undergoing construction.
Please excuse our dust.

My Print Jobs | My Account

Sign In To Your Account

Login ID

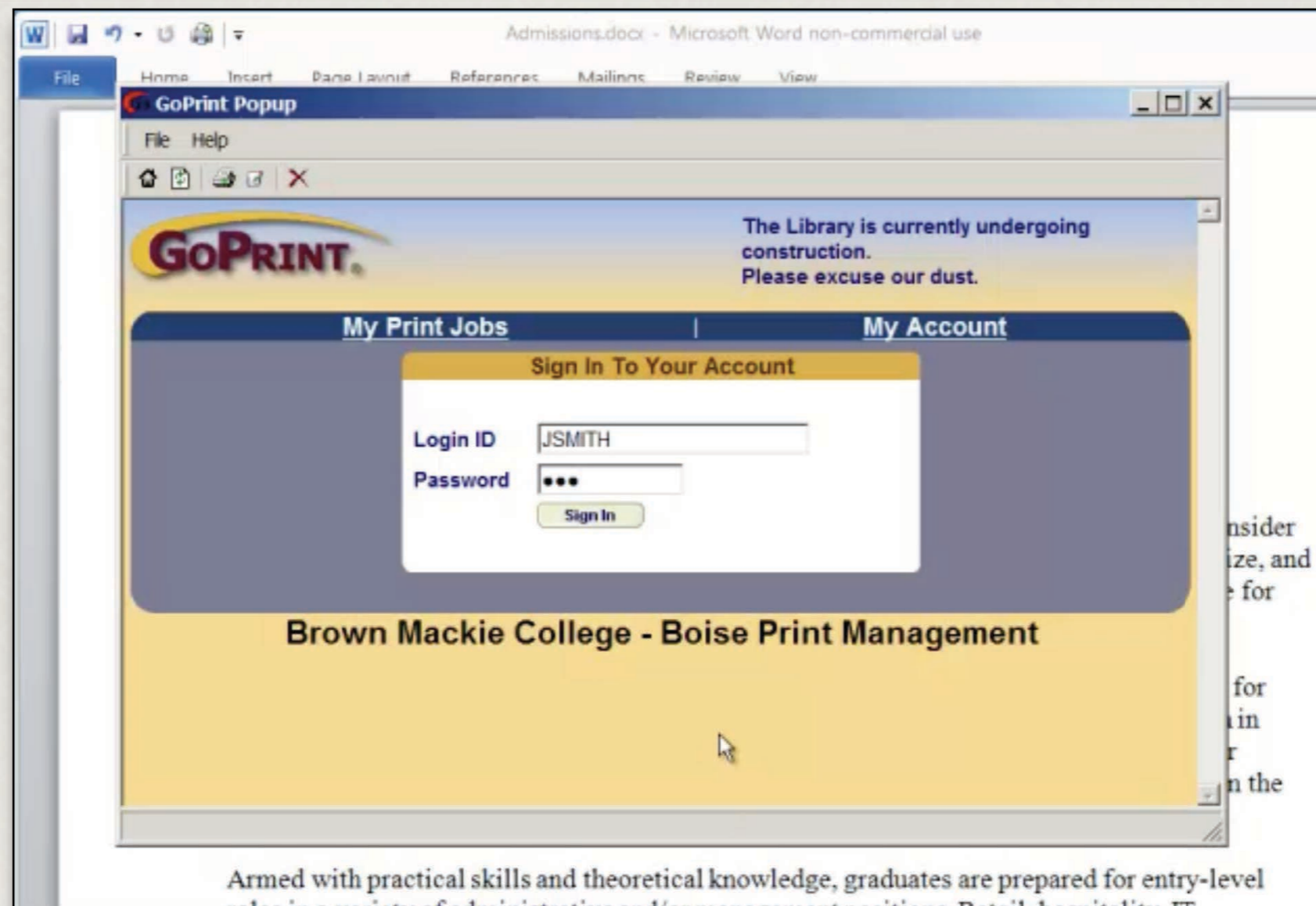
Password

Sign In

To view and release your print jobs you're required to log in with your Student ID and Password.

Armed with practical skills and theoretical knowledge, graduates are prepared for entry-level

How to Print



How to Print

The screenshot shows the GoPRINT web interface. At the top, there is a navigation bar with the GoPRINT logo, a construction notice, and user information (JSMITH, 11:28AM Thu 11/17). Below this, there are two main sections: 'My Print Jobs' and 'My Account'. The 'My Print Jobs' section contains a table of print jobs with columns for Document Title, Pages, Cost, Print Queue, and Submitted. A blue callout arrow points to a 'CLICK TO PRINT' button in the 'Transaction Summary' section of the 'My Account' area.

GoPRINT

The Library is currently undergoing construction. Please excuse our dust.

help log out

JSMITH
11:28AM Thu
11/17

My Print Jobs | **My Account**

Print Jobs

<input type="checkbox"/> Document Title	Pages	Cost	Print Queue	Submitted
<input checked="" type="checkbox"/> Analysis.xls	1	None	Demo Queue	07/06 09:01PM
<input type="checkbox"/> Bibliography.doc	2	None	Demo Queue	07/06 09:01PM
<input type="checkbox"/> Thesis.doc	1	None	Demo Queue	07/06 09:01PM
<input type="checkbox"/> Report.doc	2	None	Demo Queue	07/06 09:01PM
<input type="checkbox"/> Lab Writeup.doc	3	None	Demo Queue	07/06 09:01PM

Account Summary

Web Client is in Release Mode

(All jobs have no cost, so no purses shown.)

Transaction Summary

0.00
1 Page

CLICK TO PRINT

CLICK TO PRINT **DELETE JOB** **Redirect**

Check the checkbox next to the left of the page title to select your jobs.

Brown Mackie College Boise Print Management

Armed with practical skills and theoretical knowledge, graduates are prepared for entry-level positions in a variety of administrative and/or management positions. Detail, hospitality, IT,

How to Print

The screenshot shows the GoPRINT web application interface. At the top, there is a navigation bar with the GoPRINT logo and a message: "The Library is currently undergoing construction. Please excuse our dust." On the right side of the navigation bar, there are links for "help" and "log out", and a user profile for "JSMITH" with the date and time "11:29AM Thu 11/17".

The main content area is divided into two sections: "My Print Jobs" and "My Account".

My Print Jobs

Now Printing...

Document Title	Pages	Cost	Amount Paid	Submitted
Analysis.xls	1	Free		2011-07-06 21:01:40.558

My Account

Account Summary

Web Client is in Release Mode

(All jobs have no cost, so no purses)

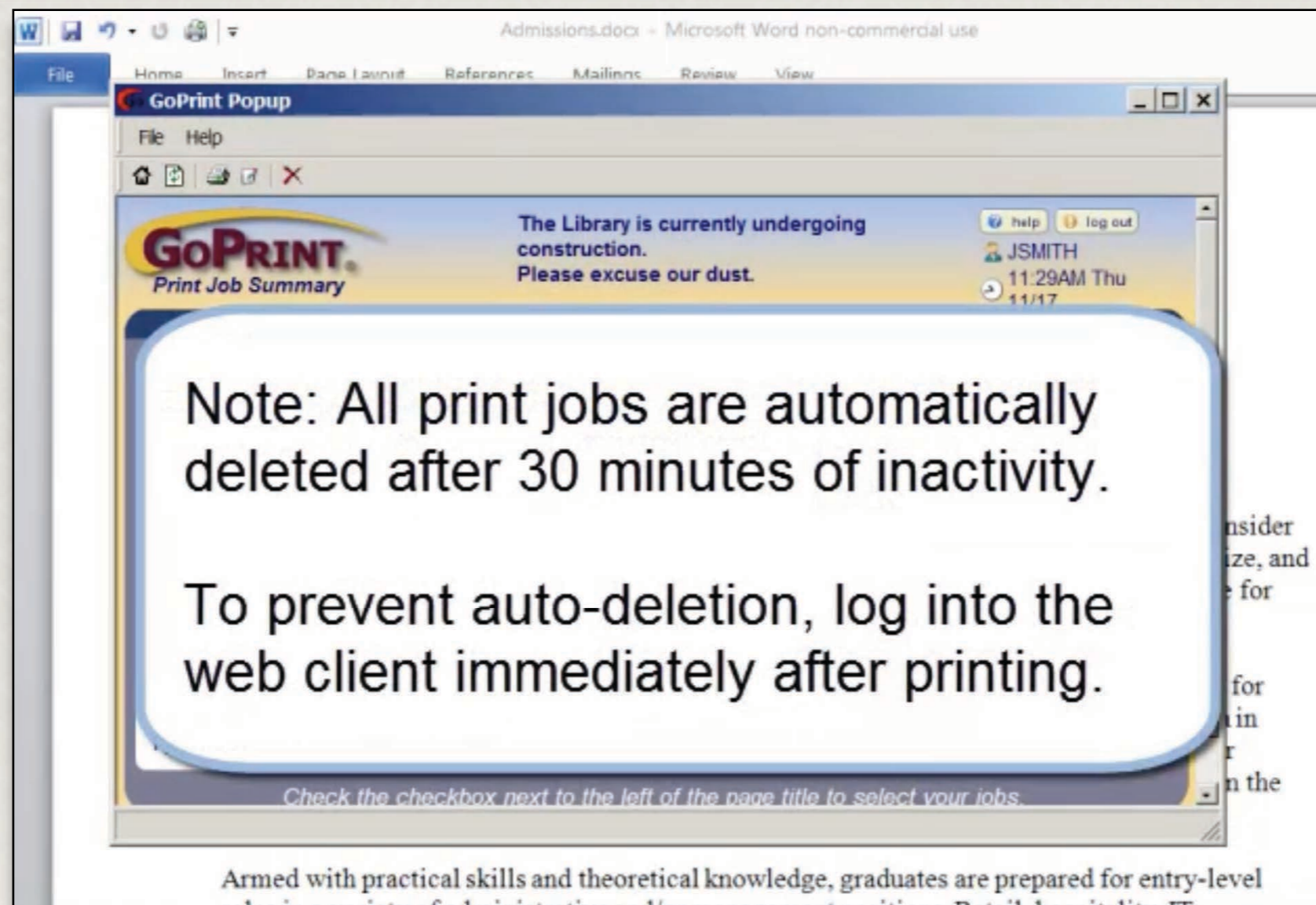
1 job was released for printing to null (0/1)

Check the checkbox next to the left of the page title to select your jobs.

Then walk over to the printer to pick up your print jobs.

Armed with practical skills and theoretical knowledge, graduates are prepared for entry-level...

How to Print



The screenshot shows a Microsoft Word document titled "Admissions.docx - Microsoft Word non-commercial use" with the ribbon set to "File". A "GoPrint Popup" window is overlaid on the document. The popup has a title bar "GoPrint Popup" and a menu bar "File Help". Below the menu bar is a toolbar with icons for home, print, and close. The main content area of the popup features the "GoPRINT Print Job Summary" logo on the left. In the center, a message states: "The Library is currently undergoing construction. Please excuse our dust." On the right side, there are links for "help" and "log out", along with a user profile for "JSMITH" and a timestamp "11:29AM Thu 11/17". A large white box with a blue border contains the following text:

Note: All print jobs are automatically deleted after 30 minutes of inactivity.

To prevent auto-deletion, log into the web client immediately after printing.

At the bottom of the popup, there is a small instruction: "Check the checkbox next to the left of the page title to select your jobs."

Armed with practical skills and theoretical knowledge, graduates are prepared for entry-level